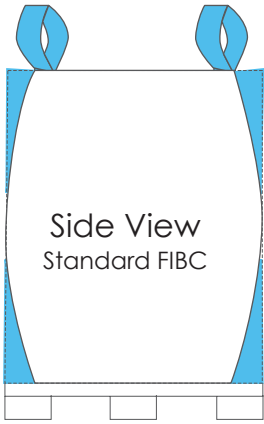


# Maxi-Cube

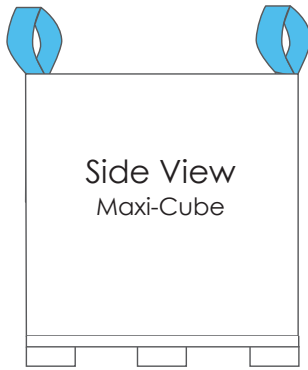
## Form Stable FIBC



Side View  
Standard FIBC

3-10%

Unused volume



Side View  
Maxi-Cube

0%

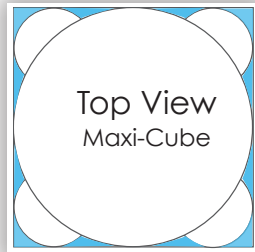
Unused volume



Top View  
Standard FIBC

22%

Unused volume



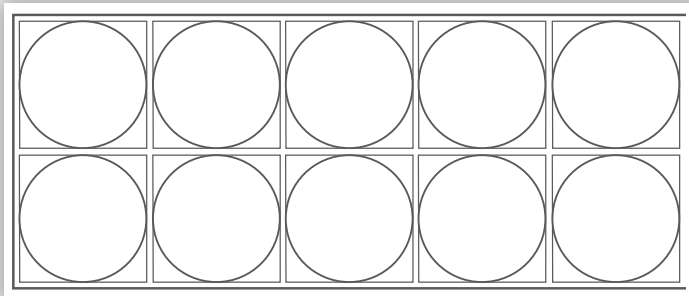
Top View  
Maxi-Cube

7%

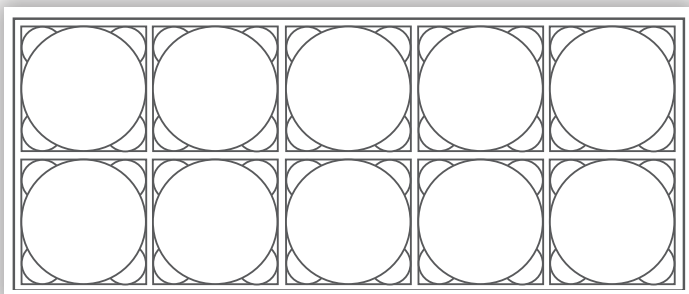
Unused volume

The **Rosenflex Maxi-Cube** is designed to maintain a square or rectangular shape when filled which maximises the volume and weight shipped.

This can result in significant savings in transport storage and handling of any free-flowing powder, granule, pellet or flake when sent in sea containers, trucks or by rail.



20 ft Container loaded with **standard** FIBCs



20 ft Container loaded with **Maxi-Cube** FIBCs